


Type 710 0000 Radial Lead Micro Fuse

IEC 60127-3/4
250V 100A
Time delay





INTER CONTROL



Properties	Applications
<ul style="list-style-type: none"> * Lead free, RoHS conformity * Halogen free * Enhanced breaking capacity up to 277V 100A AC * Internationally approved * Current inrush pulse stability * Bulk, taped, blister 	<ul style="list-style-type: none"> * Household appliances * Electronic ballast * Chargers / power supplies * Consumer electronics * Industrial controllers * Heating system components

No-flame by EN60335-1



Article no.	Irat A	Voltage drop		Power dissipation 1,5 x Irat max. (W)	Melting Integral 10 x Irat nominal A ² s	Breaking capacity	 License no.40030094 and 40030096	 File No. E336987
		1,0 x Irat max. (mV)						
710 0040	0,040	600	0,06	0,013			✓	✓
710 0050	0,050	450	0,07	0,016			✓	✓
710 0063	0,063	420	0,08	0,025			✓	✓
710 0080	0,080	380	0,10	0,038			✓	✓
710 0100	0,100	260	0,10	0,070			✓	✓
710 0125	0,125	260	0,12	0,120			✓	✓
710 0160	0,160	180	0,12	0,160			✓	✓
710 0200	0,200	170	0,14	0,260	250VAC 100A cos phi = 1,0		✓	✓
710 0250	0,250	150	0,15	0,360			✓	✓
710 0315	0,315	130	0,12	0,580			✓	✓
710 0400	0,400	130	0,15	1,50			✓	✓
710 0500	0,500	120	0,16	2,35			✓	✓
710 0630	0,630	110	0,18	2,70			✓	✓
710 0800	0,800	110	0,30	4,85			✓	✓
710 1100	1,000	105	0,38	7,20			✓	✓
710 1125	1,250	95	0,36	12,1			✓	✓
710 1160	1,600	90	0,48	21,0	277VAC 100A cos phi = 1,0		✓	✓
710 1200	2,000	85	0,55	29,0			✓	✓
710 1250	2,500	75	0,60	41,0			✓	✓
710 1315	3,150	68	0,60	53,0			✓	✓
710 1400	4,000	65	0,75	86,0			✓	✓
710 1500	5,000	60	0,85	111			✓	✓
710 1630	6,300	58	1,10	147			✓	✓

Permissible continuous operating current is ≤ 100 % at ambient temperature of 23 °C (73.4 °F).

Limits for Pre-arcing Time

Rated Current	1.5 x Irat	2.1 x Irat	2,75 x Irat	4 x Irat	10x Irat
50mA ... 6,3A	> 1h	< 120s	0,4s ... 10s	150ms ... 3s	20ms ... 150ms

Soldering process parameters

Wave soldering		Reflow soldering	
Preheat temperature:	100°C - 160°C	Preheat temperature:	140°C - 165°C
Preheat time:	60 - 180s	Preheat time:	90 - 120s
Solder temperature	265°C max.	Peak temperature:	255°C max.
Dwell time:	5 - 10s	Soldering time > 200°C:	30s

Product characteristics

Base / Cap	Polyamid PA 66 UL94-V0	Operating temperature:	-40°C - 125°C
Lead	Copper tin plated; pull strength 10N max.	Vibration resistance	acc. to IEC 60068-2-6
Solderability	245°C < 3s	Stock conditions:	+10°C - 60°C RH < 75%
Soldering heat resistance	260°C 10s (wave) acc. to IEC 60068-2-20 350°C 5s (soldering iron)	Glow wire test:	acc. to IEC 60335-1 requirements IEC 60695-2-12, IEC 60695-2-13

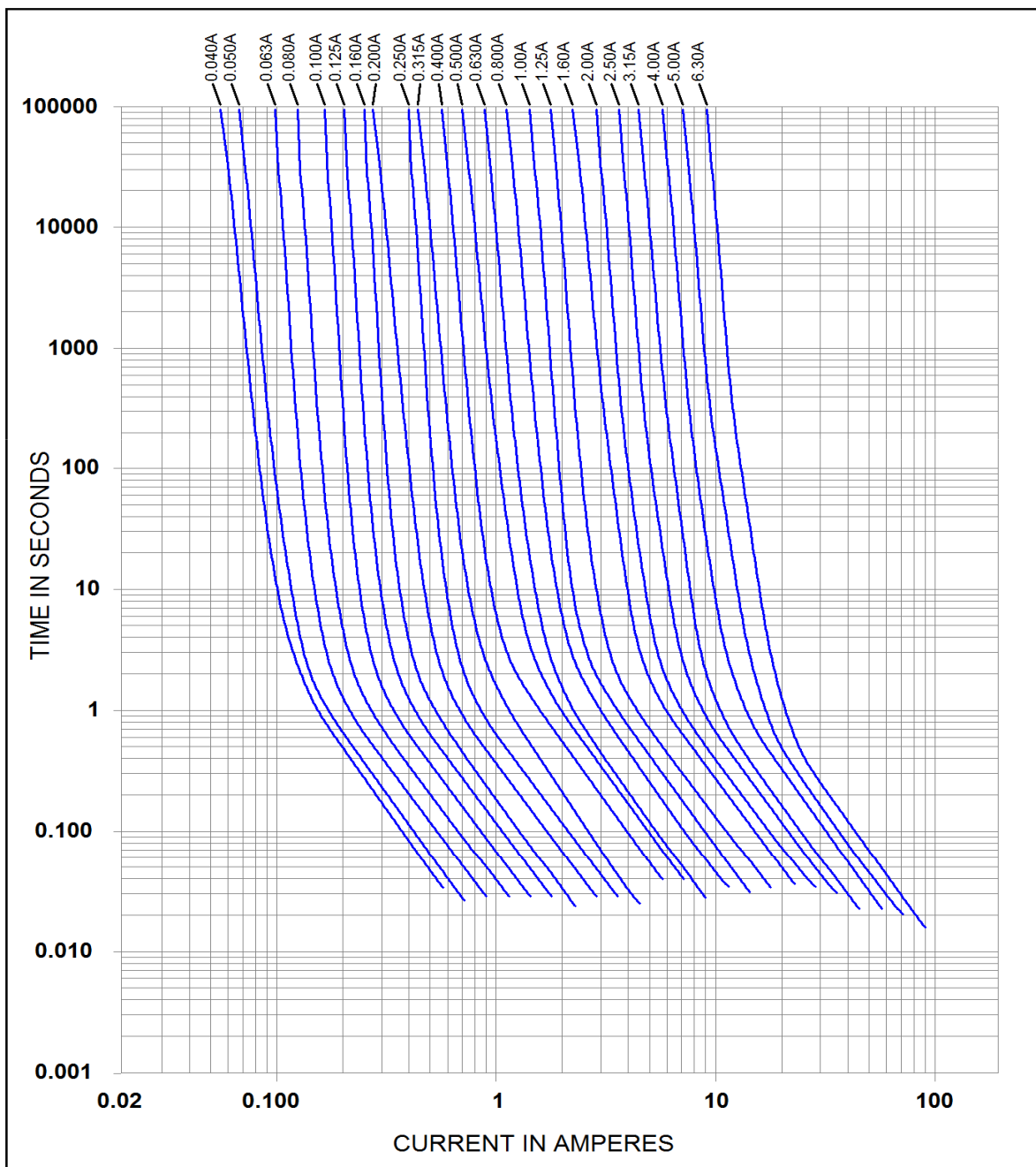
Inter Control Hermann Köhler Elektrik GmbH & Co. KG Nürnberg/Germany - Tel. +49(0)176-10574894 - Fax +49(0)911/9522702
E-Mail: simic.nebojsa@intercontrol.de - Website: www.intercontrol.com

Average time-current (I-t) curves



710XXXX Series

Time Lag Fuse IEC60127-3/4



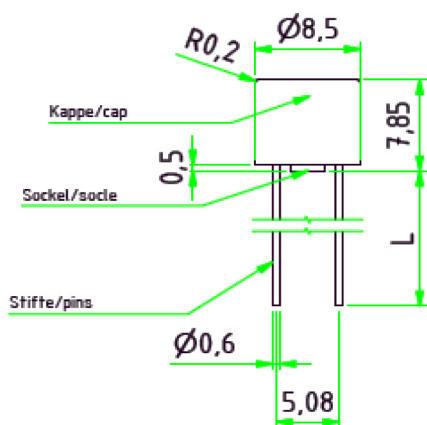
Specifications are subject to change without notice.

Note: 1.00 means the number one with two decimal places.

AKL V4.5 13.08.08

Inter Control Hermann Köhler Elektrik GmbH & Co. KG Nürnberg/Germany - Tel. +49(0)176-10574894 - Fax +49(0)911/9522702
E-Mail: simic.nebojsa@intercontrol.de - Website: www.intercontrol.com

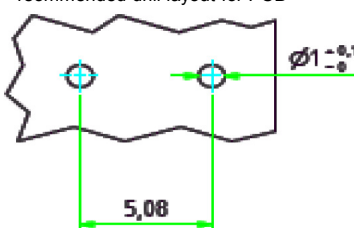
Dimensions and recommended PCB layout



Irat / A	Track sizes (crosssection)
0,05 - 5	min. 0,1mm ²
6,3	min. 0,2mm ² or 35µm with min. 5mm width

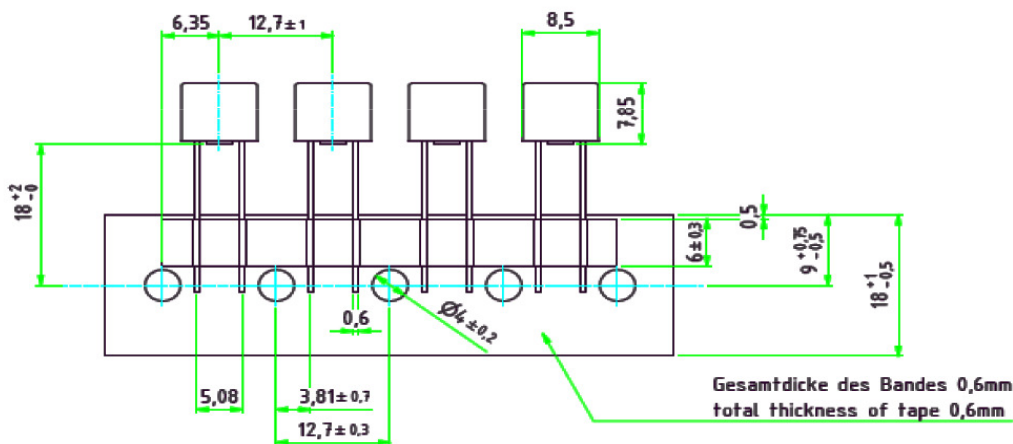
weight: < 0,75g

reommended drill layout for PCB



Packaging / Dimensions / Quantities per package unit

In bulk:	1000 pcs per box
Pin length "L"	4,3 mm (variable 2,5 ... 4,3mm)
On tape	1000 pcs per Ammo pack EIA 468-A, IEC 286-2
Pin length "L"	20,00 mm
Pin in Paste	on request
Pin length "L"	2,1 mm



Ordering information

71X NNNN

X = 1: Ammo Pack
2: Bulk
3: reflow version

NNNN = Rated current regarding article table

Irat	amperecode
40 mA	0040
50 mA	0050
63 mA	0063
80 mA	0080
100mA	0100
125 mA	0125
160 mA	0160
200 mA	0200
250 mA	0250
315 mA	0315
400 mA	0400
500 mA	0500
630 mA	0630
800 mA	0800
1 A	1100
1,25 A	1125
1,6 A	1160
2 A	1200
2,5 A	1250
3,15 A	1315
4 A	1400
5 A	1500
6,3 A	1630

Inter Control Hermann Köhler Elektrik GmbH & Co. KG Nürnberg/Germany - Tel. +49(0)176-10574894 - Fax +49(0)911/9522702
E-Mail: simic.nebojsa@intercontrol.de - Website: www.intercontrol.com